



**Above:** Various SL30 Hammers fitted with legs and inserts for diving sheet piles. All are shown in crane suspended operation and powered by BSP Power Packs.

The SL range of piling hammers are designed for driving sheet piles and small bearing piles of concrete, steel or timber. The SL range is available with legs and inserts for use freely suspended or with backguides for operating from a piling mast. The hammers have the following important features:

- ☐ **Total control of hammer stroke and blow rate**
- ☐ **Allows precise matching of energy to suit pile driving requirements**
- ☐ **Double acting cylinder produces high impact energy from a short stroke to give a high blow rate**
- ☐ **Slim design allows hammer to pass between upstanding piles**
- ☐ **Economical - Low Hydraulic power requirement**
- ☐ **Available with BSP Hydropacks for optimum hammer performance**
- ☐ **Hammer can be operated directly from Hydraulic crane or excavator bases**
- ☐ **Can drive piles with ultimate load bearing up to 1800 kN**

Specifications	Ram Mass	Max. Impact Energy	Blow Rate @ rated energy	Operating Pressure	Hydraulic Flow Required	Hammer Length (with legs)	Hammer Width	Hammer Weight (with legs)
MODEL	kg	kNm	bpm	bar	L/min	mm	mm	kg
<b>SL20da</b>	1,500	20	90	170	170	4970	824	4900
<b>SL30da</b>	2,500	30	84	240	175	5970	824	5950

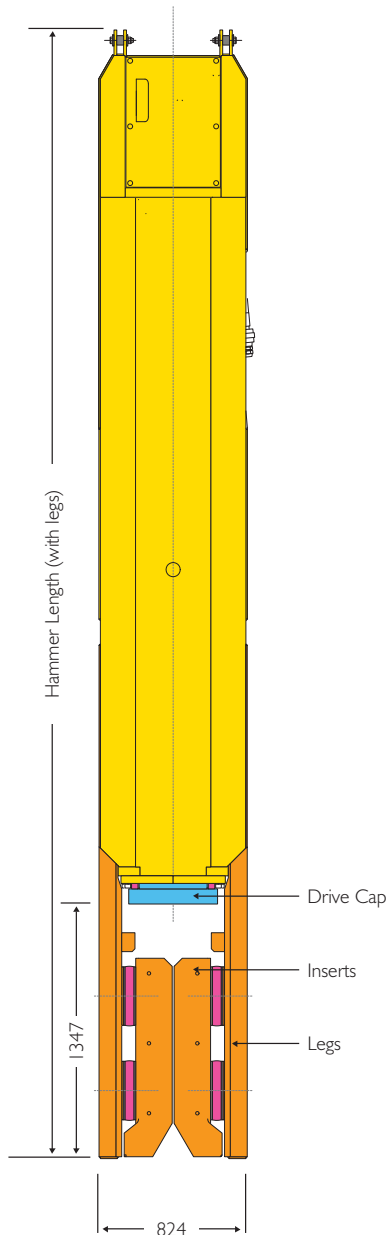
*Performance related to use with BSP Hydropacks. Weights and Dims are for guidance only. Contact BSP for greater detail.*



INTERNATIONAL FOUNDATIONS

# SL TECHNICAL DATA

THE **POWER** TO PERFORM

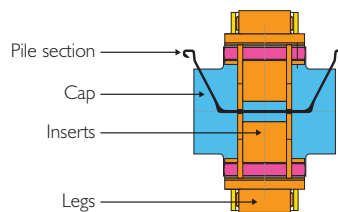


**Above:** Standard SL30 Hammer for sheet piles and 'H' bearing piles. Inserts can be changed to drive tubes and square section piles.

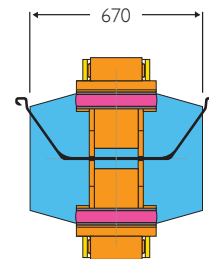
SL hammers can be used freely suspended from a crane or be fitted with back guides to allow mounting to leaders or piling rigs.

Drive cap and insert arrangements for various sheet piles and 'H' sections are shown below. Inserts for tube and square section piles up to 406mm are also available. (Dimensions are mm)

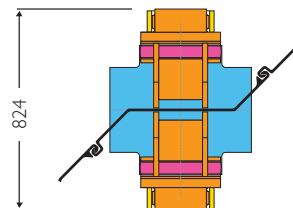
**PU - PILES SINGLY**



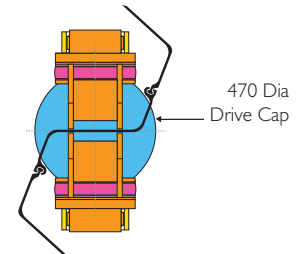
**AU - PILES SINGLY**



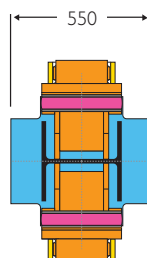
**AZ - PILES SINGLY**



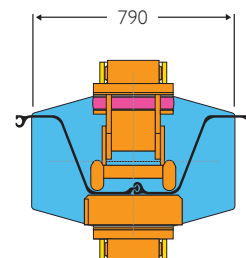
**PZ27 - PILES SINGLY**



**H - PILES**



**PZ - PILES IN PAIRS**



## PILE TYPES

Typical piles driven singly or in pairs  
(if ground conditions allow):

Arcelor AZ12 to AZ50, Arcelor AU14 to AU26  
Also, LX / PU / W Ranges, USA PZ range (PZ27 singly)  
Hoesch HI200 to H3600, 'H' Piles,  
HP260 to HP400, USA HP10" to HP16"  
Tubes up to 406mm Dia (16") Plus many others...

**PACO Equipment | USA (WA/CA) - CANADA (Alberta / BC / Saskatchewan)**

**Corporate Office: 250 S. Webster Street Seattle, WA 98108 | 800.658.6379 | [pacoequip.com](http://pacoequip.com)**