

air winches

capacity 2500-4000 lb
(1134-1814 kg)

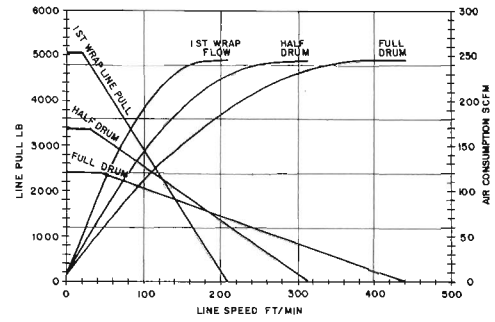
specifications

Series	HU	HUL	H5U	H5UL	*HU40	**HUL40
ANSI Half Drum Rating	lb 2500	2500	3000	3000	4000	4000
	kg 1134	1134	1361	1361	1814	1814
Rope Speed at Rated Load	ft/min 110	110	150	150	70	70
	m/min 34	34	46	46	21	21
Size and Maximum Length of Wire in Feet and Metres (Diam.)	3/8"	686	1445	686	1445	1445
	10mm	209	440	209	440	440
	7/16"	476	1012	476	1012	1012
	11mm	145	308	145	308	308
	1/2"	379	813	379	813	813
	13mm	116	248	116	248	116
Weight without Wire Rope	lb 490	562	525	598	525	600
	kg 222	255	258	271	238	272

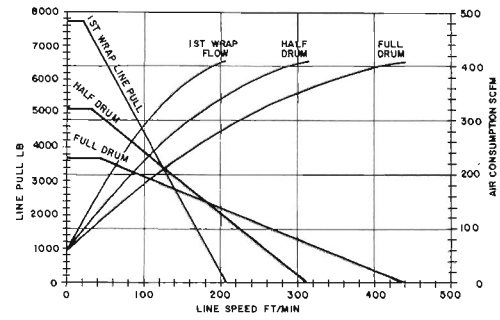
*NOTE: Series HU40 and HUL40 are not available with automatic brake or disengaging clutch. Performance figures are at 90 psi (620 kPa) air inlet pressure.

performance curves

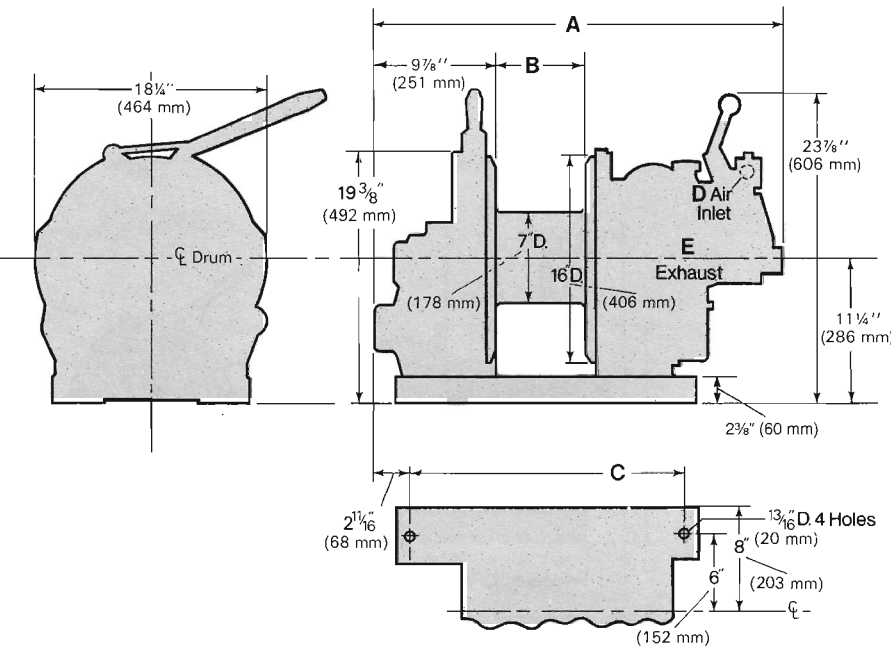
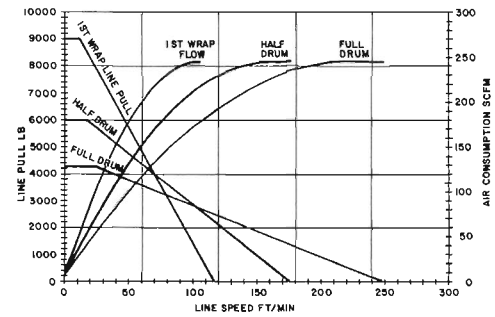
SERIES HU-HUL
90 PSI (620 kPa)



SERIES H5U-H5UL
90 PSI (620 kPa)



SERIES HU40-HUL40
90 PSI (620 kPa)



dimensions

Series	A		B		C		D Air Inlet	E Exhaust
	in.	mm	in.	mm	in.	mm	Pipe Tap	Pipe Tap
HU	32 3/8	829	7 1/8	181	22 5/16	567	1" NPT	1 1/4" NPT
HUL	40 1/16	1033	15 3/16	386	30 3/8	772	1" NPT	1 1/4" NPT
H5U	32 3/8	835	7 1/8	181	22 5/16	567	1 1/4" NPT	1 1/2" NPT*
H5UL	40 1/16	1040	15 3/16	386	30 3/8	772	1 1/4" NPT	1 1/2" NPT*
HU40	32 3/8	829	7 1/8	181	22 5/16	567	1" NPT	1 1/4" NPT
HUL40	40 1/16	1033	15 3/16	386	30 3/8	772	1" NPT	1 1/4" NPT

*Remote Control Units 1 1/4" NPT.