



CG-550 Rugged Series

Combines ease of operation and low maintenance to provide the ultimate in performance.

CG550/030/A
Air Powered



CG550/030/GHES
Gas/Hydraulic



CG555/030/GHES
Gas/Hydraulic



Single operator system – 45 gallon (170 liter) mixing tank, large holding hopper and centrally located controls allow a single operator to mix, transfer and pump for continuous production.

Efficiently mixes and pumps most pre-packed non-shrink grouts and repair mortars. Materials include bentonites, cement/sand and most slurry products.

Outputs to 16 gpm (60 lpm), 400 psi (27 bar).


Power options include air, electric/hydraulic, hydraulic, gas/hydraulic and diesel/hydraulic.

Pump completely disassembles with only a hammer for fast and thorough cleaning.

PACO Equipment | USA (WA/CA) - CANADA (Alberta / BC / Saskatchewan)

Corporate Office: 250 S. Webster Street Seattle, WA 98108 | 800.658.6379 | pacoequip.com

CG-030 Rapid U-clip Disassembly




The Rugged Series features a single acting, variable speed 3" piston pump that provides the versatility to handle materials ranging from fluid slurries to heavily sanded grouts. Materials commonly used with the CG-030 include cement slurries, sanded cement mixes, bentonite mixes (with or without sand), most repair mortars, high-strength non-shrink grouts and self-leveling products.

The CG-030 is engineered for ease of operation and low cost maintenance. The unique staple lock construction holds all working components together allowing parts to be easily accessed for cleaning and maintenance.

The large capacity hopper is mounted above the suction housing, enabling a new batch to be mixed while the first is being pumped. This helps to provide a consistent "non-stop" discharge of material, virtually eliminating the clogging of tremmie lines.

CG-030 Piston Pump Skid Mounted



Complete grouting systems combine the CG-030 piston pump with a high efficiency paddle mixer to provide a continuous output of material. Both mixer and pump are equipped with their own variable speed control.

The large 45-gallon mix tank features specially designed blades and baffles that develop a high shearing action, insuring rapid and thorough mixing. After mixing, the material is transferred to a holding hopper through a slide gate designed to handle the most difficult materials. Holding hoppers are available in 15-gallon (57 liter) or 30-gallon (113 liter) sizes and are matched based on material flow.

The compact, skid mounted CG-550/030 is available in either air or hydraulic power. Hydraulic power units with either a gasoline/diesel engine or an electric motor can also be mounted on a separate skid. The trailer mounted CG-555 is a fully integrated system combining mixer, pump and power system, all in a single road worthy package.

Specifications

CG030 Skid - Power	Max. Output/Pressure	Required	Weight	Size
Air	16 gpm (60 lpm), 400 psi (27 bar)	100 cfm, 100 psi	310 lbs	64" x 31" x 29"
Hydraulic	14 gpm (53 lpm), 400 psi (27 bar)	9 gpm, 2000 psi	290 lbs	64" x 31" x 29"

CG550/030 Skid Power	Max. Output/Pressure	Required	Weight	Size
Air	16 gpm (60 lpm), 400 psi (27 bar)	150 cfm, 100 psi	490 lbs	66" x 31" x 56"
Hydraulic	14 gpm (53 lpm), 400 psi (27 bar)	2 Supplies each of 9gpm, 2000 psi	450 lbs	66" x 31" x 56"
Electric/Hydraulic	14 gpm (53 lpm), 400 psi (27 bar)	*3 Phase	955 lbs	84" x 34" x 56"
Gas/Hydraulic, Electric Start	14 gpm (53 lpm), 400 psi (27 bar)	Self-Contained	955 lbs	84" x 34" x 56"
Diesel/Hydraulic	14 gpm (53 lpm), 400 psi (27 bar)	Self-Contained	1050 lbs	84" x 34" x 56"

CG555/030 Trailer - Pwr	Max. Output/Pressure	Required	Weight	Size
Gas/Hydraulic	14 gpm (53 lpm), 400 psi (27 bar)	Self-Contained	1400 lbs	110" x 60" x 70"
Diesel/Hydraulic	14 gpm (53 lpm), 400 psi (27 bar)	Self-Contained	1495 lbs	110" x 60" x 70"


* Several Voltages Available

Accessories

Grout Hose. Equipped with quick disconnect fittings. Available in 25 and 50 foot lengths.



Water Meters. Available in manual or automatic. Accurately measures the water for each batch.



Diaphragm Protected Pressure Gauge.



Mechanical Surface Packer. Equipped with shut-off valve and a quick disconnect fitting.

Applications include:

Soil nails, tiebacks, earth anchors, cable & rock bolts, foundation stabilization, soil compaction, pavement undersealing, slabjacking, slab raising, underwater foundations, piers, deep well casing, well sealing, abandonment and geothermal.

ChemGrout®

Widest Selection of Grouting Equipment in the World

PACO Equipment | USA (WA/CA) - CANADA (Alberta / BC / Saskatchewan)

Corporate Office: 250 S. Webster Street Seattle, WA 98108 | 800.658.6379 | pacoequip.com